


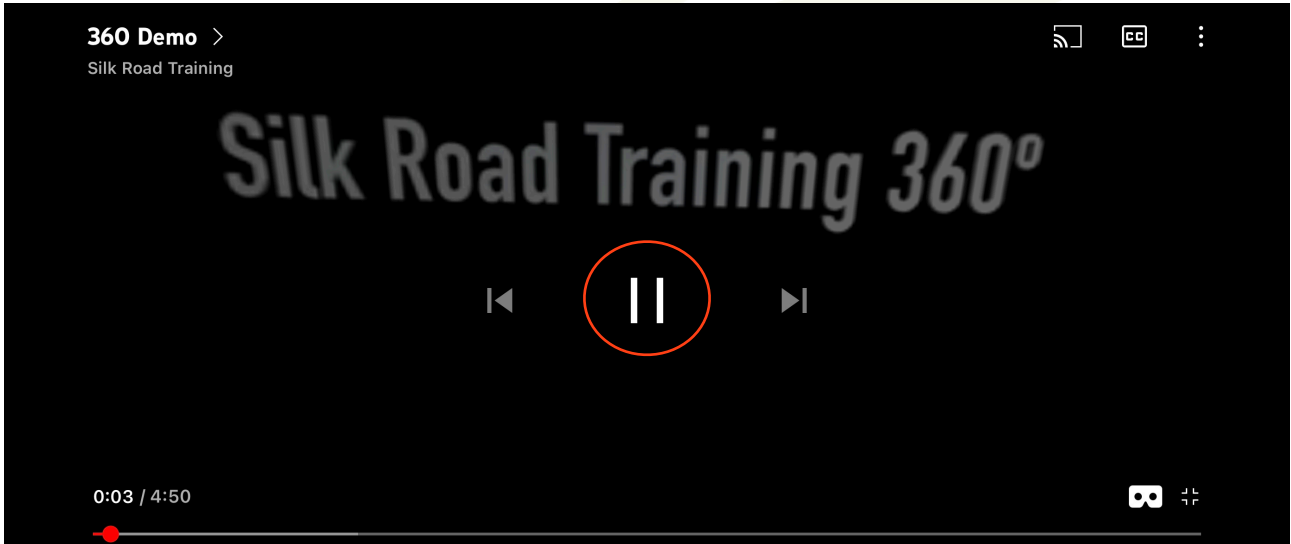


Pre-requisites - your own smart phone, earphones, WiFi access and download the YouTube app.
Have your camera enabled to read QR codes or open this link - [https://youtu.be/0gug0 -srG8](https://youtu.be/0gug0-srG8)

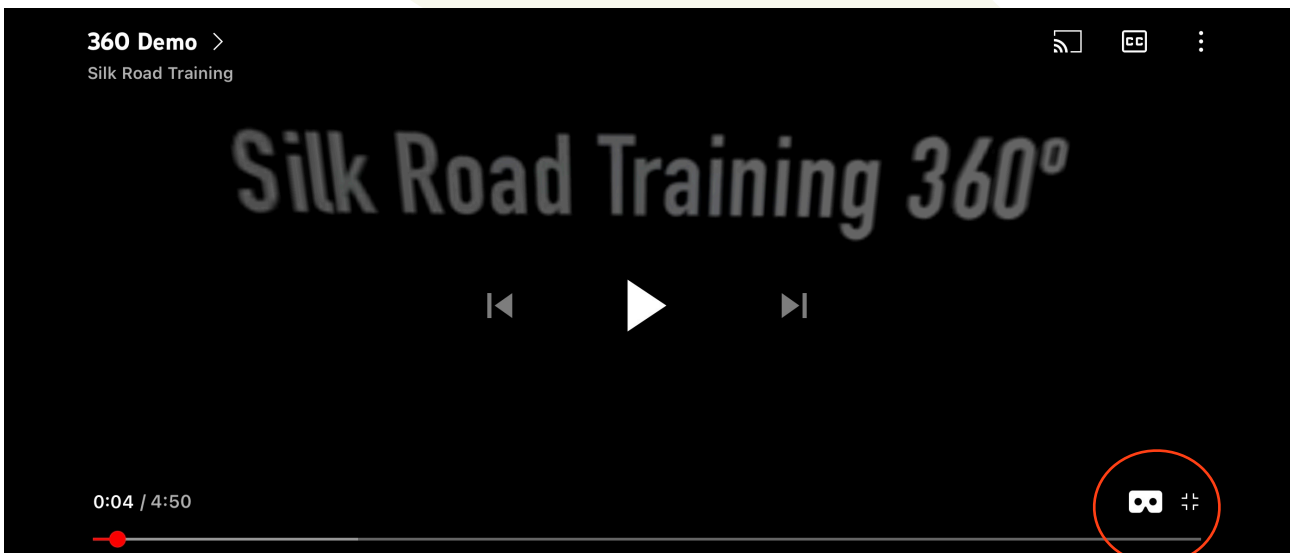




Please pause the video straight away:



Then press the goggles icon in the bottom right corner to split the screen:



Place your device in the top of the headset ensuring the screen will be toward your eyes. Plug in your earphones and put the headset on and adjust for comfort.

Press the buttons on the top of the headset to activate the screen and move your head around until you see the video play button icon. Position the dot over the play button by moving your head and press play with the button on top of the headset. The video will start playing. Move your head and body 360° within the video.

